

Expedition to



The Isles! 2018



*Note – this trip is not affiliated with Moscow Middle School or the Moscow School District. It is an independent student/parent educational opportunity.

Agenda

- ✓ Welcome:
 - ✓ **CELL PHONES OFF – Everyone pay attention please**
- ✓ Safety matters
- ✓ Itinerary Update and Video
- ✓ Group travel FYI's
- ✓ Travel groups and Rooming Info.
- ✓ Explorica deadlines
- ✓ Passports
- ✓ Luggage and packing tips
- ✓ UK Travel 101
- ✓ Explorica Donations page
- ✓ Fundraising letter and the holidays
- ✓ Upcoming events
- ✓ *Questions/Comments*




✓ ***Tonight's information can be found at***
www.globalxpeditons.weebly.com
Under the travel destination link
(UK 2018)



Safetymatters

- Explorica and the State Department
- Jason and Matthew
- Re-evaluate like every trip **IF** something arises
- Seen it before...Japan and Tsunami; China and North Korea issues, France and train strikes, Turkey changed to Italy, etc. We will take care and make things work!



Itinerary Update

- Only 190 Days Away!!!!
 - (Departure date June 12th)
- We will be riding a bus together up to Spokane and are flying out from there ...Time TBA



- Flights – Middle seats and we are spread throughout the plane.
- Transportation to the airport options: Time of flights will determine airport transportation and meeting the night before.
- Travel and counting groups finalized

All the information from this meeting
can be found at: globalxpedititions.weebly.com

Expedition to



The Isles!
2018



Globalxpedititions.weebly.com

A complex block containing a Facebook logo (a blue square with a white 'f') and a thumbs-up icon. To the right of the thumbs-up icon is the text "like" us on facebook. Below this is the text "At 'Globalxpedititions'". To the right of the text is a globe with the text "Global Xpedititions" written around it.

Our Trip Itinerary

Day 1 – Fly overnight to
Dublin (June 12th)





**EXPERIENCE
GAELIC GAMES**



Day 2: Hello Dublin

- Meet your Tour Director & check into your hotel
- Irish Dance Lesson
- Gaelic Games
- Leprechaun Museum visit



Day 3: Dublin Landmarks

St. Patrick's Cathedral

➤ Dublin Walking Sightseeing Tour:
Trinity College, Book of Kells, St.


Patrick's Cathedral

➤ Travel to Belfast: Lower Falls,
Shankill Road, Belfast murals

➤ Belfast Guided Sightseeing Tour



Shankill Road and the Belfast Murals



Day 4: Giant's Causeway & Derry

- Giant's Causeway Excursion
- Derry Guided Sightseeing Tour



Derry Countryside

Day 5: Belfast - Edinburgh

- Travel to Edinburgh
- Ferry to Cairnryan
- Edinburgh “ghost tour”
- Medieval Style Dinner



Day 6: Edinburgh

- Edinburgh guided tour
- Edinburgh Castle tour
- Bagpipes interactive activity/demonstration



Day 7: Edinburgh - London

- Travel to London via train
- London City Walk
- Thames River cruise and ride on the London Eye
- Local Fish & Chips dinner



Day 8: London

- Globe Theatre workshop
- London City Walk guided tour
- Chelsea Stadium photo op/shop




Shakespeare's Globe Theatre



Day 9: Stonehenge

➤ Stonehenge & Bath Guided Excursion



Day 10: Return Home



Memories made



Trip Leaders: Jason Albrecht, Matthew Haley, Stacy Albrecht,
Daniel Haley, and Amy Conway



Student Applicants – Trip focus
Adult Applicants – Supporting role

Items for the Group

- We will carry all passports
- Rooming requests are considered and accommodated as much as possible – Be flexible!
- Buy a watch with an alarm
Cell phones may not work
“If you’re not early you’re late”



UK

2018 Counting Groups

Jason and Stacy's Group

| | | |
|----|------------|---------|
| 1 | Albrecht | Jason |
| 2 | Albrecht | Stacy |
| 3 | Baird | Erin |
| 4 | Baird | Ethan |
| 5 | Benson | Laura |
| 6 | Benson | Elle |
| 7 | Besst | Addison |
| 8 | Besst | Kara |
| 9 | Bohner | Betsy |
| 10 | Bohner | Ethan |
| 11 | Conway | Amy |
| 12 | Conway | Devon |
| 13 | Helmke | Chesney |
| 14 | Keim | Katalyn |
| 15 | Lynn | Sarah |
| 16 | Lyon | Eli |
| 17 | Poler | Megan |
| 18 | Sandoval | Donna |
| 19 | Seckington | Henry |
| 20 | Todd | Jason |
| 21 | Wallace | Owen |
| 22 | Wolbrecht | Micah |

Matthew and Daniel's Group

| | | |
|----|-----------------|----------|
| 1 | Haley | Matthew |
| 2 | Haley | Daniel |
| 3 | Bales | Jack |
| 4 | Bales | Susila |
| 5 | Carlisle-Patton | Finn |
| 6 | Carlisle | Juliet |
| 7 | Clay | Ashley |
| 8 | Haley | Pattie |
| 9 | Hansen | Brendan |
| 10 | Hansen | Jessie |
| 11 | Hansen | Niels |
| 12 | Izzo | Emily |
| 13 | Kennedy | Brenda |
| 14 | Kennedy | Sierra |
| 15 | O'Sullivan | Brigid |
| 16 | O'Sullivan | Paul |
| 17 | Royce | Sharon |
| 18 | Shook | Jennings |
| 19 | Summers | Kaden |
| 20 | Summers | Wilma |
| 21 | Todd | Carmen |
| 22 | Todd | Larry |
| 23 | Todd | Lindsay |
| 24 | Walker | Ashlyn |

Room Request Information

Rooming assignments based on your requests as much as possible. List will be ready by the next meeting in March.

- Each person should be rooming with at least one person that they requested ... we will try to accommodate everyone to the best of our ability.
- Understand that this might change depending on our grouping needs while on the ground.



If a student wants to request a twin room it is \$30 per hotel room/night and for adults to request a single it is \$40 per hotel room/night.

Final Rooming Arrangements

- Please write down three people that you would enjoy rooming with while abroad
- We will do our best to honor these requests but WILL NOT guarantee anything
- While abroad, rooming is a changing thing ... BE FLEXIBLE!
- You may only record three people
- All adults will room with another adult
- Private rooms for adults are available for an additional charge (\$40/night)

I, (Print your first and last name) _____, would like to room with the following three people; they are listed below in order of preference.

(Note: Please do not feel like you need to preference three people or anyone at all. Three is the maximum amount of people you can preference, but there is no minimum. If you do not have a preference, please check the box at the bottom that indicates that and we will automatically place you in a group).

- 1) _____
- 2) _____
- 3) _____

I do not have a rooming preference!

Upcoming deadlines



105 days prior to departure: 2/27/18

Last date for ANY name changes(\$200 fee after this date)

Please confirm that all participants' first, middle, and last names (including your own) are spelled correctly and match EXACTLY as they appear on their passports. Also, confirm all birth dates are listed and correct. Make sure to send Explorica your passport information.

Last Day for Individuals to Submit any Special Travel Requests - please have any travelers interested in doing this contact us before this date. (Staying longer, special rooming, food allergies, etc.) **flight stay behind changes (for a \$195 fee anytime after enrollment),**

Participants NOT on monthly auto-pay

75% of Tour Balance Due on 2/27/2018 for all participants

(The remaining amount 25% IS DUE BY April 8, 2018)

Passports

- Valid through December 2018 (6 months after our return date)
- If anybody has not ordered their passport yet, you need to get on that ASAP



- ALSO... Double check that the name on your Explorica account matches your passport EXACTLY

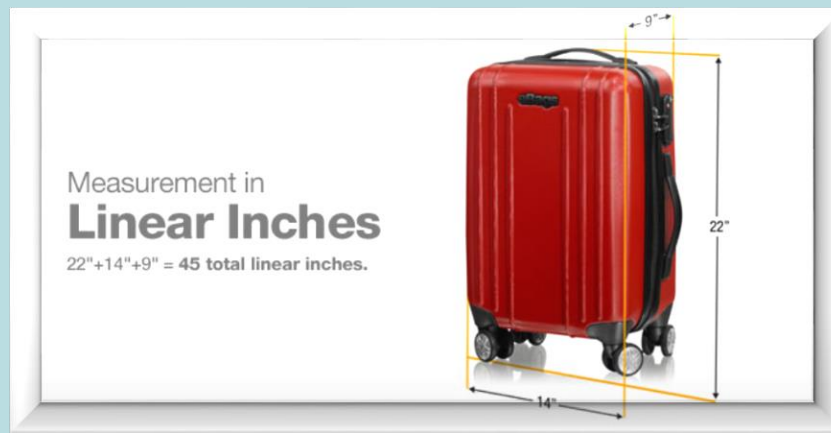
Luggage

- Pack once, then remove 1/3 😊
 - Pack light
- Parents have the final say on what you pack
- Lost luggage – pack your backpack with essentials ... just in case
- One small carry-on plus one personal Item
- Pack an extra bag and send gifts home



See sample packing list (on website)




- **Carry-on: Airlines may vary ... but industry standards**
 - The maximum dimensions cannot exceed any of the following measurements:
 - 22" long x 14" wide x 9" tall or 114cm (56 x 35 x 23 cm). All carry-on items should be stowed in an overhead bin.
- **Personal Item:**
 - Includes: backpack, purse, briefcase, laptop bag OR a similar item such as a tote that does not exceed 36 inches(length+width+height) and must fit under the seat in front of you.
- **Checked Luggage:**
 - Two checked luggage items with no charge... on the way home



Liquids, Gels, and Meds

- Remember hotels will have shampoo/conditioner/soap
- Pack limited liquids – 1 quart-size clear plastic zip lock
 - Toiletries – shampoo, toothpaste, mouthwash, perfume, shaving foam, aerosols, deodorant, eye care products
- Have all medications in their original packaging and have the prescription on hand.



| | | |
|--|--|---|
| <p>3</p> <p>3 ounce or smaller containers of liquid or gel More than 3 ounces permitted in checked baggage</p> <p>Container size is a security measure</p>  | <p>1</p> <p>1 quart-size, clear plastic, zip-top bag holding 3 ounce or smaller containers</p> <p>Bag limits total volume per person</p>  | <p>1</p> <p>1 bag per traveler placed in the security bin</p> <p>Isolating liquids speeds screening</p>  |
|--|--|---|

Things to know before you go to the Isles

Expedition to



The Isles!
2018

*Note – this trip is not affiliated with Moscow Middle School or the Moscow School District. It is an independent student/parent educational opportunity.

Dressing to Avoid Attention



- You are a target for unwanted attention when you dress for attention
 - Parents have veto power on clothes
 - Go through what it packed
 - This is not a fashion show, it is an educational tour
 - Dress Code for Religious sites

Weather

Northern Ireland

Average June temperatures

| High °F | Low °F | Place |
|---------|--------|---------|
| 64 | 49 | Armagh |
| 63 | 49 | Belfast |

Scotland

Average June temperatures

| High °F | Low °F | Place |
|---------|--------|-----------|
| 63 | 48 | Edinburgh |
| 62 | 48 | Forres |
| 65 | 50 | Glasgow |



Southern England

Average June temperatures

| High °F | Low °F | Place |
|---------|--------|--------|
| 69 | 53 | London |

Learn a little Gaelic

m.youtube.com

**How to Say Seven
Key Gaelic Phrases
- YouTube**

**Learn Irish, the language
of the Emerald Isle!**



duolingo

British & American English

americanenglish.state.gov

British
chips



American
french fries
/'frɛntʃ 'fraɪz/

British
crisps



American
potato chips
/pə'teɪtəʊ 'tʃɪps/

British
biscuit



American
cookie
/'kʊki/

British
peckish



American
hungry
/'hʌŋgri/



Images ©Shutterstock.com and may not be reproduced separately without permission of ©Shutterstock.

British & American English

americanenglish.state.gov



British

underground

/ˌʌn.dəˈgraʊnd/



American

subway

/'sʌb,weɪ/

British

chemist's

/'kem.ɪsts/



American

drugstore / pharmacy

/'drʌg,stoə/ */'fɑːməsi/*

British

phone box

/'foʊn 'bɔːks/



American

phone booth

/'foʊn 'buːð/

British

queue

/'kjuː/



American

line

/'laɪn/



British & American English

British
trainers



American
sneakers
/ˈsniːkəz/

British
jumper
pullover



American
sweater
/ˈswetər/

British
waistcoat



American
vest
/ˈvest/

British
braces



American
suspenders
/səˈspendəz/

Cash Point?

Holiday?



“Isles” money



The Euro
1 USD = .84 Euro
1 Euro = 1.19 USD



The British Pound
1 BP = 1.33 USD
1 USD = .75 BP



Visiting religious sites

➤ Behave calmly and respectfully.

- Show your respect: short prayer in front of the sacred object or by throwing a coin into the offering box, followed by a short prayer.

➤ Clothing:

- Access is permitted only to visitors dressed appropriately (no sleeveless blouses, no miniskirts, no shorts, no hats allowed).

➤ Photography

- Usually permitted but there will be exceptions. It is forbidden in the Sistine Chapel for instance. Watch for signs.



Irish Foods

Traditional dishes

Cooked breakfast



Fish and chips



Irish stew



Irish coffee



Boxty



Seafood soup



Scones



Meat pie



Apple pie



Brown bread



Coodle



Scottish Foods



Dundee Cake



Raspberry Crannachan



Scottish Tablet



Scottish Shortbread



Scottish Breakfast



Scottish Pies

British Foods



A few more travel tips

Do try to speak the language. Everyone appreciates the effort, but may respond in English as they love to practice what they've learned.



Do dress appropriately when visiting churches. When entering any church in Italy, be sure that your shoulders, knees and midriff are covered.

Do expect to walk a lot – wear comfortable shoes

Don't eat and **do** turn off cell phones when visiting museums and churches. Do keep your voice down also.



Don't be surprised to find businesses and shows closed for an hour or two between 1 p.m. and 4 p.m.



Do eat sweets every day.
It's that good





Great job on all
of the team
fundraisers!

There are still ways to
raise more money for
your trip.

[Home](#) > [Teachers](#) > [Making travel more accessible](#) > [Fundraising](#) > [Personal fundraising page](#)

Personal fundraising page

Every paying trip participant receives their very own fundraising page on explorica.com, and the page is generated automatically upon enrollment. Participants can personalize their page, or just use the provided default content, and begin accepting donations immediately. Here's a quick overview of how it works:

Accessing your fundraising page

As soon as a paying participant enrolls, they can access their personal fundraising page by logging in to their Tour Center and clicking on the "Go to my fundraising page" link in the "Tour Account" module:

▼ **TOUR ACCOUNT** [make a payment >](#) [terms & conditions >](#)

Remaining Balance: \$1,601.25

Payment Plan: Monthly automated plan (checking account)

Amount Paid: \$362.75

Last Payment Made: Aug 5, 2016

Next Payment Due: Sep 5, 2016

[details >](#)

[Go to my fundraising page >](#)

MAKING TRAVEL MORE ACCESSIBLE

fundraising

personal fundraising page

Using your Explorica Fundraising Page

Help Send Emily to Costa Rica

[Edit Profile >](#)



Hi! I'm going on the adventure of a lifetime with my school. I'm asking for your support to help fund my trip! This tour to Costa Rica will build on the things I'm learning about in my Spanish class, while introducing me to an exciting new destination and culture. Please consider supporting my trip with a donation of any amount. Thank you!

RAISED \$500 of \$1,000 goal 597 days left

50% Completed

Share by:



[Submit donation](#)

Learn more about my Explorica Tour



Tour: Costa Rica
Spring 2018

▶ [TOUR ITINERARY](#) [print itinerary >](#)

▶ [TOUR INCLUDES](#)

Supporters (4)

| | |
|--------------------|---|
| \$150 5/10/2016 | from Jennifer Reynolds I'm so excited for you, I love Costa Rica! You're going to have a great time! |
| \$200 5/10/2016 | from Lucille Fitzgerald Make memories and take lots of photos for me! Love, Nana |
| \$50 5/10/2016 | from Anonymous |
| \$100 5/10/2016 | from Timothy McKinley Have fun on your trip! Love, Uncle Tim |

Follow the online directions and forward this to friends and family to have them help You reach your travel goals!

Tis the season for FUNDRAISING:)

Holiday Fundraising Tips from Daniel!

- Remember you also need spending cash (\$500 suggested)
- Consider a thank you email and a last chance to donate email
- HOLIDAY LETTER 😊



Dear [relative, neighbor, friend, etc.],

As you may already be aware I'm headed to [country/ies] in June of [tour year] as part of an educational overseas tour!! The trip is being organized in collaboration with an internationally renowned program called *Education First* tours whose motto is "Change

[Closing—i.e., Sincerely, Regards, Love, etc.],

[Signature]

[Name]



**Important
DATE!**

Upcoming Events

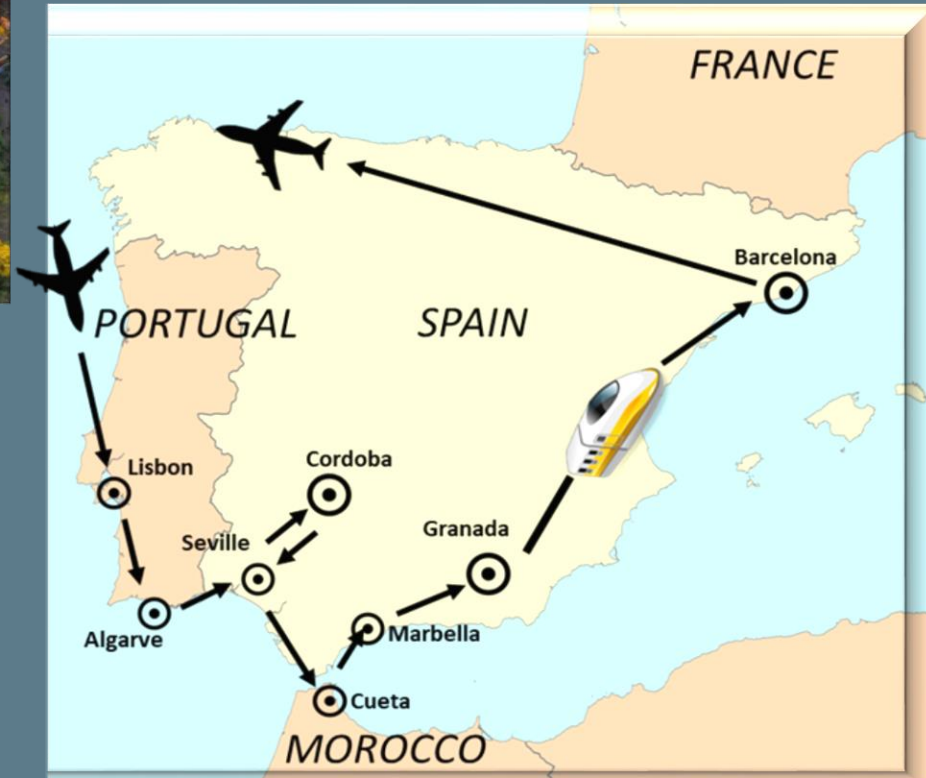
- **March 5th, 2018** History and travel logistics @ 7pm in the MPR
- **May 14th, 2018** Pre-travel information @ 7pm in the MPR
- **June 2nd 2018** Ropes course #2 (pre-trip) @ Paradise Ridge 9am-3pm
- **June 11th 2018** Night before departure meeting.
- **June 12th 2018** Head out on the Expedition to the Isles!





Olá to Hola Portugal/Spain

June 17- June 27, 2019



We have two spots left on the 2019 tour if you know of any good travelers please let us know.

Questions, Comments, and/or Freaking Outs



This PowerPoint and more information can be found at our website:

www.globalxpeditions.weebly.com
Under the trip destinations link



**Like us on
Facebook**

<https://www.facebook.com/globalxpeditions>